

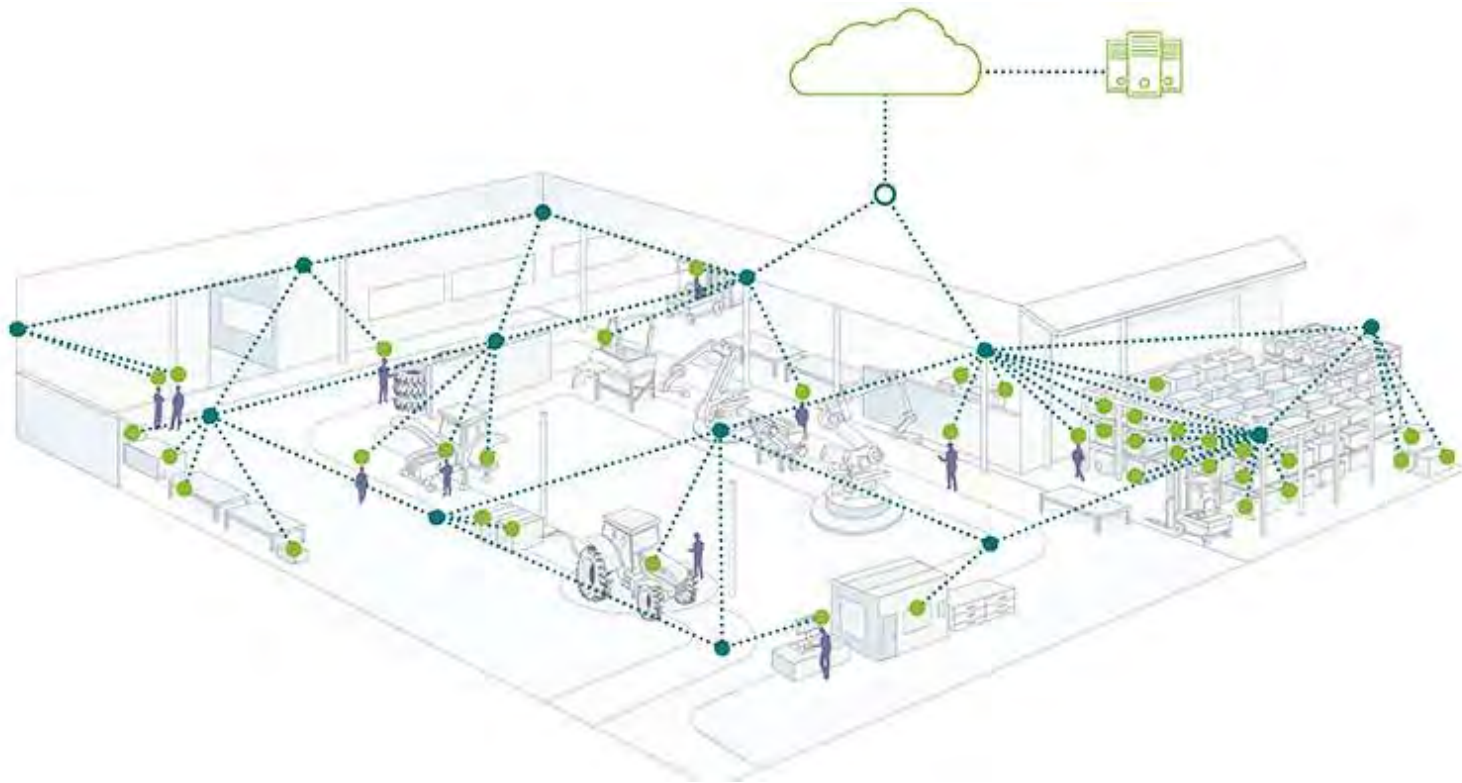
RedLore



C+R Automations- GmbH



Indoor Asset tracking



Anchor nodes

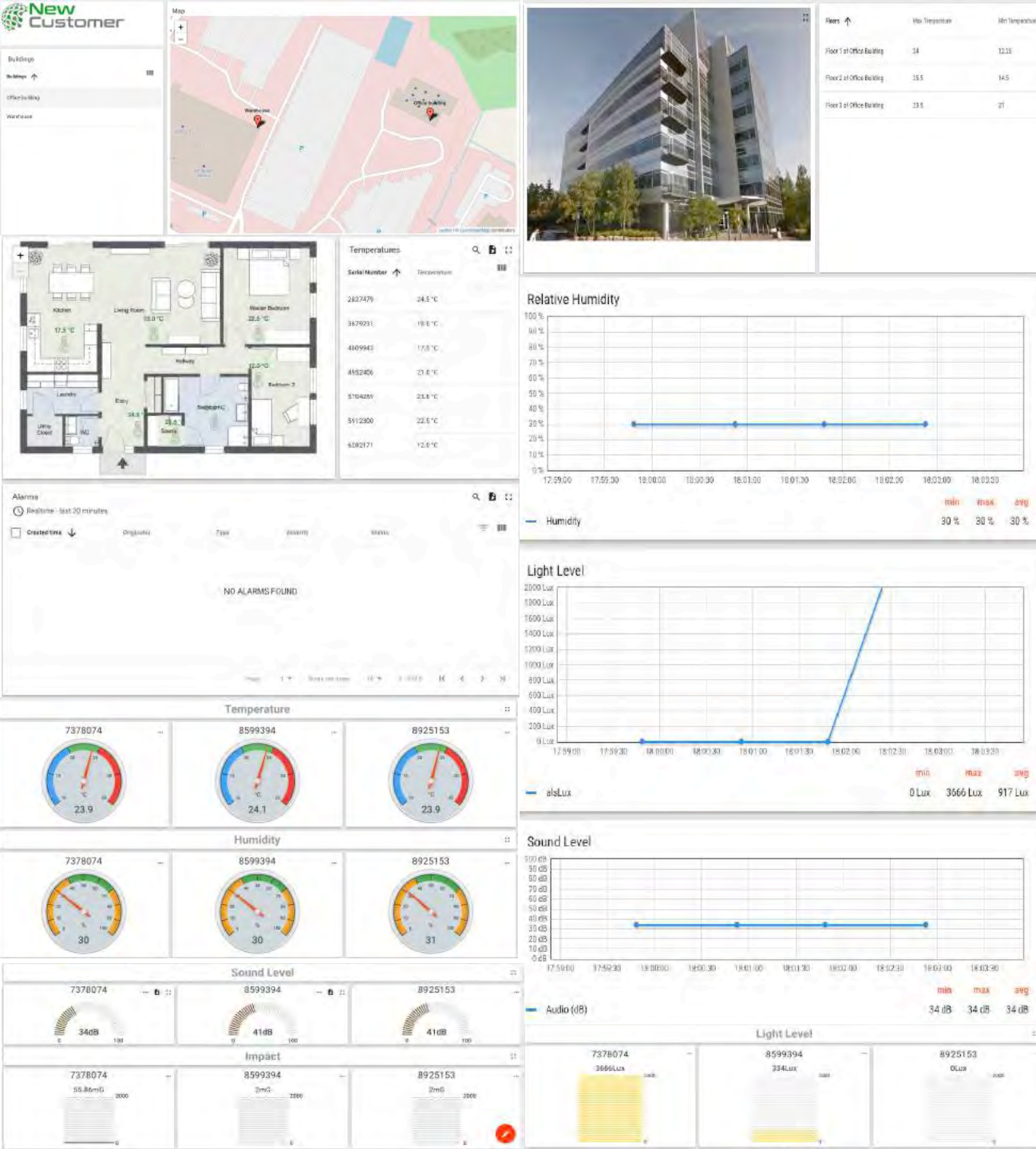
- Serve as the reference locations for positioning engine
- To be installed across the facility roughly on a square matrix. The exact location is not important, just roughly.
- With a matrix of 15m x 15m, the positioning accuracy is approx. 5m. A more dense matrix provides higher accuracy.
- Anchor nodes are battery powered or externally powered.

Asset tags or Sensor Nodes

- To be attached to an asset.
- Battery powered, autonomy typically a few years

Gateway


- Connects wireless network to the cloud Positioning Engine
- Large installations will have rough 1 gateway for 200 to 1000 tags.



DASHBOARD

- Custom branding
- Wide selection of widgets: gauges, floorplan, maps, charts, tables, free HTML,...
- Fully configurable and programmable with custom logic
- Widgets fully extendable in function and look & feel
- Sensor diagnostics built-in
- Downlink channel to configure Wireless Sensors
- Alarm generation, email alerting
- Built-in concept of hierarchy, e.g. site/building/floor/room. Multiple hierarchies possible in a single dashboard
- Built in roles: administrator vs user





RedLore

C+R Automations- GmbH

Nürnberger Straße 45

90513 Zirndorf

Tel. +49 (0)911 656587-0

E-Mail: info@crautomation.de

www.crautomation.de