

Elfi Elektrofilter AB

OZONE TEST REPORT

SCOPE OF WORK

Ozone Emissions Testing of Household Electrostatic Air Cleaners for Model: Elfi 900

REPORT NUMBER

103222910CRT-001B

ISSUE DATE

25-Oct-2017

PAGES

13

QUOTE NUMBER

Qu-00818587

DOCUMENT CONTROL NUMBER

GFT-OP-10o (16-Oct-2017)

© 2017 INTERTEK



TEST REPORT FOR ELFI ELEKTROFILTER AB

Report No.: 103222910CRT-001B

Date: October 26, 2017

SECTION 1

SUMMARY

The representative sample(s) have been tested, investigated, and found to comply with the requirements of

Electrostatic Air Cleaners, UL 867, Section 40, Fifth Edition, August 4, 2011 revision: September 16, 2016. Unit

IEC 60335-2-65 Clause 32.101, Household and similar electrical appliances – Safety –Part 2-65: Particular requirements for air-cleaning appliances.

The equipment identified in this report has been found to meet the criteria for emittance of ozone not exceeding a concentration of 0.050 ppm. Furthermore, a second sample was not required to be tested, according to UL 867, as the first sample's maximum emissions were less than 0.030 ppm, which satisfies the exception in the Section 40.1.1.

This report completes our evaluation covered by Intertek Project Number G103222910 which has been authorized by Intertek quote number: Qu-00818587. If there are any questions regarding the results contained in this report, or any of the other services offered by Intertek, please do not hesitate to contact the above signed.

OZONE EMISSIONS SUMMARY

| FAN SPEED | FILTER(S) | O3/VOLTAGE SETTING | C(t) _{max} [ppm] |
|-----------|-----------|--------------------|---------------------------|
| High | YES | - | 0.001 |
| Low | YES | - | 0.001 |
| Low | NO | - | 0.001 |

Completed by:

Joseph Hartley

Title:

Technician III

Signature:



Date

10/25/2017

Reviewed by:

Michael Hudon

Title:

Engineering Team Lead

Signature



Date:

10/26/2017

This report is for the exclusive use of Intertek's Client and is provided pursuant to the agreement between Intertek and its Client. Intertek's responsibility and liability are limited to the terms and conditions of the agreement. Intertek assumes no liability to any party, other than to the Client in accordance with the agreement, for any loss, expense or damage occasioned by the use of this report. Only the Client is authorized to permit copying or distribution of this report and then only in its entirety. Any use of the Intertek name or one of its marks for the sale or advertisement of the tested material, product or service must first be approved in writing by Intertek. The observations and test results in this report are relevant only to the sample tested. This report by itself does not imply that the material, product, or service is or has ever been under an Intertek certification program.

SECTION 2**INDEX**

| Section Names | PAGE |
|---|------|
| 1: Summary/Signatures | 2 |
| 2: Index/ Chamber Equipment Information | 3 |
| 3: Unit under test information | 4 |
| 4: Peak test | 5 |
| 5: Max Test(s) Information | 7 |
| 6: Appendices | 10 |
| 7: Revisions | 13 |

CHAMBER EQUIPMENT INFORMATIONTEST EQUIPMENT LIST

| Instrument | Model | Intertek Ctrl # | Cal Due Date |
|--|---------|-----------------|--------------|
| Teledyne – Advanced Pollution Instrumentation Ozone Calibrator | 703E | O204 | 04-02-2018 |
| Teledyne – Advanced Pollution Instrumentation Ozone Monitor | 400E | O201 | * |
| Vaisala – Temperature & Humidity Transducer | HMD-70Y | T1307 | 06-09-2018 |
| Fluid Components International- Flow meter | ST75V | D713 | 08-16-2018 |

* The 400E Ozone Monitor is calibrated using the 703E calibrator.

SECTION 3

UNIT UNDER TEST INFORMATION

| MODEL INFORMATION | | | |
|---------------------------------|-----------------------|----------------|-----|
| Manufacturer: | Elfi Elektrofilter AB | Pre-Filter: | No |
| Model Number: | Elfi 900 | HEPA Filter: | Yes |
| Production/Prototype/ Design | Production | ESP Filter: | No |
| Fan Speeds: | 4 | Carbon Filter: | No |
| O3/Voltage Settings: | NA | UV Light: | No |
| O3 Monitor: | NA | Ionizer: | Yes |
| Model Notes: | | | |

| RUN-IN TEST | | | |
|----------------------|--------------------|-----------------|--------------------|
| FIRST SAMPLE | | | |
| Run-in Start: | 10/11/2017 9:10 AM | Run-in End: | 10/14/2017 9:10 AM |
| Run-in Temperature: | 77 ± 4 degF | Tracking Number | CRT1709281020-008 |
| Serial Number: | EL90016400459 | | |
| Sample Notes: | | | |
| SECOND SAMPLE | | | |
| Run-in Start: | NA | Run-in End: | NA |
| Run-in Temperature: | NA | Tracking Number | CRT1709281020-007 |
| Serial Number | EL90016400458 | | |
| Sample Notes: | | | |


SECTION 4

PEAK OZONE TEST

GRILL AND AIR PERIPHERY DIMENSIONS

| | | | |
|-----------------------|---|--------------------------|------------|
| | | Date of Test: | 10/21/2017 |
| Grill Height: | 22.5625 | Air Periphery Height: | 22.5625 |
| Grill Width: | 6.750 | Air Periphery Width: | 6.750 |
| Estimated Grill Area: | 152.296 | Est. Air Periphery Area: | 152.296 |
| Notes: | Measurements are in Inches. Grill and Air periphery measurements were the same on both sides. The dimensions listed above a representative of one grill. Points 1-10 are on the left side of the unit facing forward, while 11-19 are on the right. | | |

PEAK LOCATION



| Loc. | X | Y |
|------|----------|----------|
| - | [inches] | [inches] |
| 1 | -2.125 | 5.5 |
| 2 | 2.125 | 5.5 |
| 3 | 0 | 2.625 |
| 4 | -2.125 | 0 |
| 5 | 0 | 0 |
| 6 | 2.125 | 0 |
| 7 | 0 | -3.125 |
| 8 | -2.125 | -5.5 |
| 9 | 2.125 | -5.5 |
| 10 | 0 | -8.75 |
| 11 | 0 | 8.25 |
| 12 | -2.25 | 5.75 |
| 13 | 2.25 | 5.75 |
| 14 | 0 | 3 |
| 15 | 0 | 0 |
| 16 | 0 | -3 |
| 17 | -2.25 | -5.5 |
| 18 | 2.25 | -5.5 |
| 19 | 0 | -8.5 |

* Location measurements are coordinates in reference to the center point.

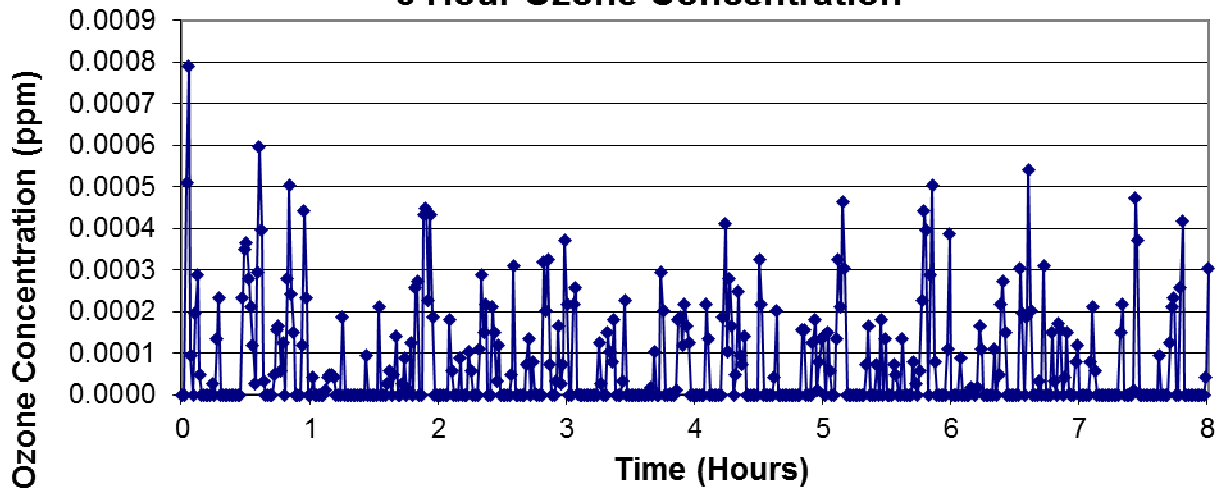
| PEAK OZONE CONCENTRATIONS (ppb) | | | | |
|---------------------------------|----------------|---------------|-------------------|--|
| Location | With Filter(s) | | Without Filter(s) | |
| | Highest | Lowest | Lowest | |
| 1 | 0.0006 | 0.0000 | 0.0007 | |
| 2 | 0.0001 | 0.0006 | 0.0006 | |
| 3 | 0.0003 | 0.0007 | 0.0003 | |
| 4 | 0.0002 | 0.0006 | 0.0006 | |
| 5 | 0.0008 | 0.0007 | 0.0005 | |
| 6 | 0.0001 | 0.0009 | 0.0005 | |
| 7 | 0.0007 | 0.0010 | 0.0009 | |
| 8 | 0.0004 | 0.0008 | 0.0001 | |
| 9 | 0.0006 | 0.0003 | 0.0005 | |
| 10 | 0.0003 | 0.0007 | 0.0010 | |
| 11 | 0.0006 | 0.0006 | 0.0005 | |
| 12 | 0.0006 | 0.0006 | 0.0002 | |
| 13 | 0.0006 | 0.0005 | 0.0005 | |
| 14 | 0.0008 | 0.0004 | 0.0002 | |
| 15 | 0.0008 | 0.0005 | 0.0009 | |
| 16 | 0.0005 | 0.0007 | 0.0012 | |
| 17 | 0.0005 | 0.0006 | 0.0004 | |
| 18 | 0.0007 | 0.0004 | 0.0006 | |
| 19 | 0.0014 | 0.0000 | 0.0000 | |

SECTION 5

MAX OZONE TEST

START DATE OF TEST: 10/21/2017
 SAMPLE: First Sample
 FAN SPEED: High
 FILTER(S): HEPA Filter Installed

8 Hour Ozone Concentration

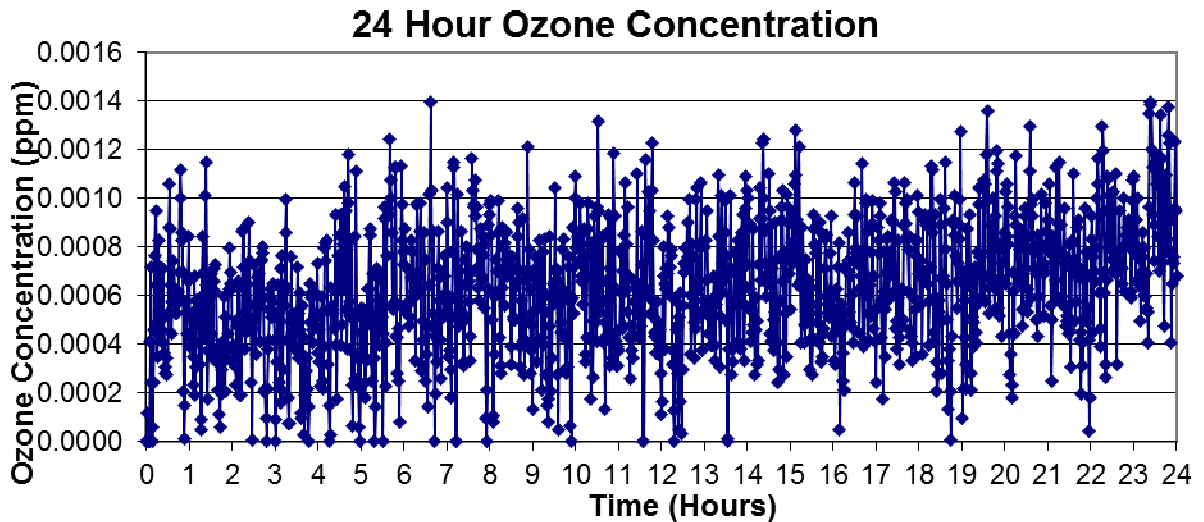


| MAXIMUM OZONE TEST RESULTS | | | | | | | |
|------------------------------|---------|-----------|-------|-------|--------------|-------|--------|
| | UL Ref. | Pass/Fail | Mean | Min | Max | Delta | Units |
| Background C(t) O3: | 40.4.3 | PASS | 0.001 | 0.001 | 0.001 | 0.001 | [ppm] |
| Test 1min C(t) O3: | 40.1.2 | PASS | 0.000 | 0.000 | 0.001 | 0.001 | [ppm] |
| Test 5min C(t) O3: | 40.1.2 | PASS | 0.000 | 0.000 | 0.001 | 0.001 | [ppm] |
| Chamber Temperature: | 40.4.2 | PASS | 77 | 77 | 78 | 1 | [degF] |
| Chamber Humidity: | 40.4.2 | PASS | 50 | 49 | 50 | 1 | [%RH] |
| Chamber Static Pressure: | - | PASS | 0.02 | 0.00 | 0.03 | 0.03 | ["H2O] |
| Chamber Supply Air Flow: | - | - | 20 | 20 | 20 | 0 | [SCFM] |
| Required to Test 2nd Sample: | 40.1.1 | NO | | | | | |
| Test Duration: | *40.4.6 | 8 hours | | | | | |

NOTES: Peak Test Location 19

MAX OZONE TEST

START DATE OF TEST: 10/22/2017
 SAMPLE: First Sample
 FAN SPEED: Low
 FILTER(S): HEPA Filter Installed

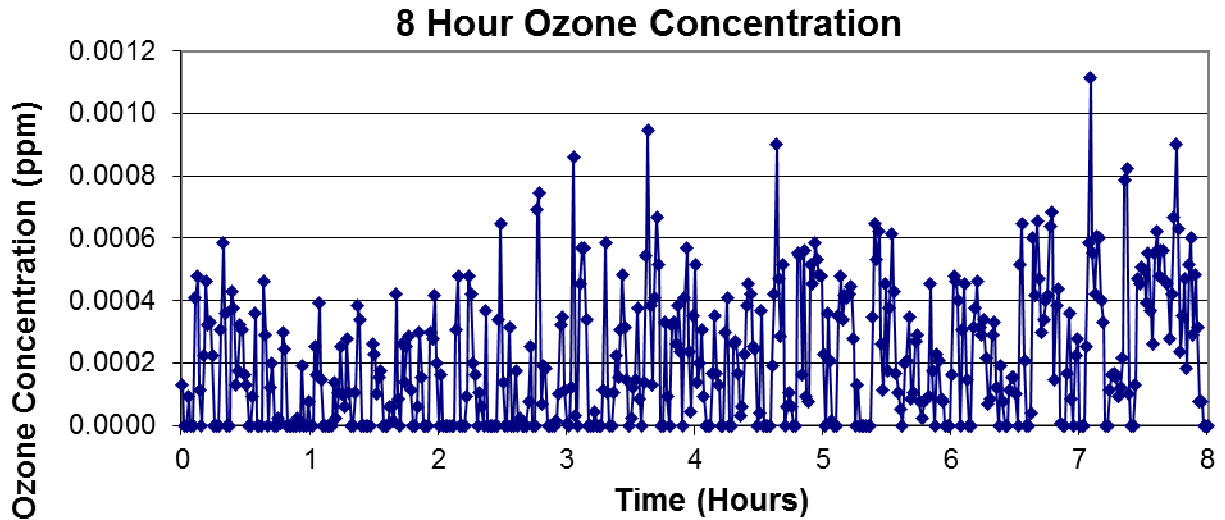


| MAXIMUM OZONE TEST RESULTS | | | | | | | |
|------------------------------|---------|-----------|-------|-------|--------------|-------|--------|
| | UL Ref. | Pass/Fail | Mean | Min | Max | Delta | Units |
| Background C(t) O3: | 40.4.3 | PASS | 0.001 | 0.001 | 0.001 | 0.001 | [ppm] |
| Test 1min C(t) O3: | 40.1.2 | PASS | 0.001 | 0.000 | 0.001 | 0.001 | [ppm] |
| Test 5min C(t) O3: | 40.1.2 | PASS | 0.001 | 0.000 | 0.001 | 0.001 | [ppm] |
| Chamber Temperature: | 40.4.2 | PASS | 77 | 77 | 78 | 1 | [degF] |
| Chamber Humidity: | 40.4.2 | PASS | 50 | 49 | 52 | 3 | [%RH] |
| Chamber Static Pressure: | - | PASS | 0.02 | 0.00 | 0.04 | 0.04 | ["H2O] |
| Chamber Supply Air Flow: | - | - | 20 | 19 | 20 | 0 | [SCFM] |
| Required to Test 2nd Sample: | 40.1.1 | NO | | | | | |
| Test Duration: | *40.4.6 | 24 hours | | | | | |

NOTES: Peak Test Location 7
 Test used for compliance with IEC 60335-2-65 Clause 32.101

MAX OZONE TEST

START DATE OF TEST: 10/23/2017
 SAMPLE: First Sample
 FAN SPEED: Low
 FILTER(S): HEPA Filter Removed



| MAXIMUM OZONE TEST RESULTS | | | | | | | |
|------------------------------|---------|-----------|-------|-------|--------------|-------|--------|
| | UL Ref. | Pass/Fail | Mean | Min | Max | Delta | Units |
| Background C(t) O3: | 40.4.3 | PASS | 0.001 | 0.001 | 0.001 | 0.001 | [ppm] |
| Test 1min C(t) O3: | 40.1.2 | PASS | 0.000 | 0.000 | 0.001 | 0.001 | [ppm] |
| Test 5min C(t) O3: | 40.1.2 | PASS | 0.000 | 0.000 | 0.001 | 0.001 | [ppm] |
| Chamber Temperature: | 40.4.2 | PASS | 77 | 77 | 77 | 0 | [degF] |
| Chamber Humidity: | 40.4.2 | PASS | 50 | 50 | 51 | 1 | [%RH] |
| Chamber Static Pressure: | - | PASS | 0.02 | -0.01 | 0.05 | 0.05 | ["H2O] |
| Chamber Supply Air Flow: | - | - | 20 | 19 | 20 | 0 | [SCFM] |
| Required to Test 2nd Sample: | 40.1.1 | NO | | | | | |
| Test Duration: | *40.4.6 | 8 hours | | | | | |

NOTES: Peak Test Location 16

SECTION 6
APPENDIX



DATA FILES

| TEST NAME | RAW DATA FILE |
|---------------------------------|-------------------------------|
| Model Half Life | 2376 Halflife |
| Max Ozone: High Speed w/ Filter | 2377 Max High with Filter.xls |
| Max Ozone: Low Speed w/ Filter | 2378 Max Low with Filters.xls |
| Max Ozone: Low Speed w/o Filter | 2379 Max Low wo filter.xls |


ATTACHMENT DOCUMENTS

| DOCUMENT | SOFT-COPY FILE NAME |
|----------------------------|-------------------------------|
| ARB Application | NA |
| Chain of Custody: Sample 1 | COC_CRT1709281020-008,007.pdf |
| Chain of Custody: Sample 2 | COC_CRT1709281020-008,007.pdf |

UUT PHOTOGRAPHS


| | |
|--|---|
|  |  |
| <p align="center">UUT</p> | <p align="center">Nameplate - Production</p> |

UUT PHOTOGRAPHS: PEAK TEST




Location 19

HIGH SPEED w/ FILTER



Location 7


LOW SPEED w/ FILTER



Location 16

LOW SPEED w/o FILTER

UUT PHOTOGRAPHS: MAX OZONE TESTS




Location 19

HIGH SPEED w/ FILTER



Location 7

LOW SPEED w/ FILTER



Location 16

LOW SPEED w/o FILTER

| 7.0 REVISION SUMMARY | | | |
|----------------------|---------------------------|---------|-----------------------|
| Date/Proj # Site ID | Project Handler/ Reviewer | Section | Description of Change |
| | | | None |
| | | | |
| | | | |
| | | | |
| | | | |
| | | | |
| | | | |
| | | | |
| | | | |
| | | | |
| | | | |
| | | | |
| | | | |